



**Jefferson County Community Engagement
Survey Results
February 27, 2024**



GREEN PLAN



SIGN UP FREE



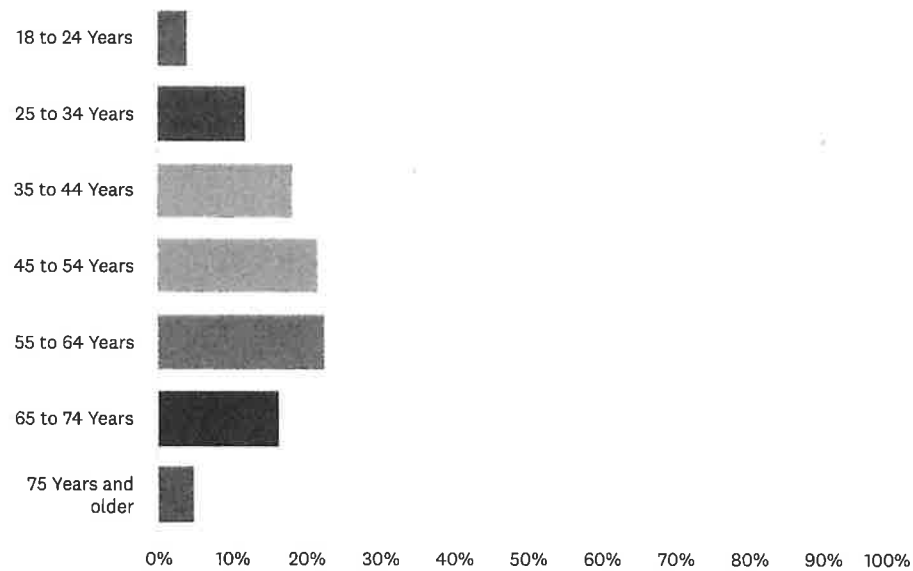
All Pages ▼

Q1



What is your age?

Answered: 1,918 Skipped: 0



ANSWER CHOICES

18 to 24 Years
25 to 34 Years
35 to 44 Years
45 to 54 Years

RESPONSES

4.12% 79
11.89% 228
18.25% 350
21.74% 417

Share Link

COPY

1918 responses



SIGN UP FREE




Q2



What is your sex?

Answered: 1,910 Skipped: 8



ANSWER CHOICES

RESPONSES

Male	34.87%	666
Female	65.13%	1,244
TOTAL		1,910

Q3



What is your zip code?

Answered: 1,918 Skipped: 0

Share Link

COPY

1918 responses



SIGN UP FREE



Q4



Which race/ethnicity best describes you? (Please choose only one.)

Answered: 1,910 Skipped: 8



Share Link

COPY

1918 responses



SIGN UP FREE



ANSWER CHOICES

- American Indian or Alaskan Native
- Asian / Pacific Islander
- Black or African American
- Hispanic
- White / Caucasian
- Multiple ethnicity / Other (please specify)
- TOTAL

RESPONSES


0.37%	7
0.26%	5
0.63%	12
0.58%	11
96.91%	1,851
1.26%	24
	1,910

Q5



How long have you lived in Jefferson County?

Answered: 1,916 Skipped: 2



Share Link

COPY

1918 responses



SIGN UP FREE



ANSWER CHOICES

RESPONSES


Less than 1 Year	2.71%	52
1- 2 Years	6.37%	122
3-5 Years	12.53%	240
6-10 Years	11.90%	228
11-20 Years	15.03%	288
21-29 Years	15.29%	293
30-39 Years	12.79%	245
More than 40 Years	23.38%	448
TOTAL		1,916

Q6



What best describes your situation in Jefferson County?

Answered: 1,917 Skipped: 1



Share Link

COPY

1918 responses



SIGN UP FREE



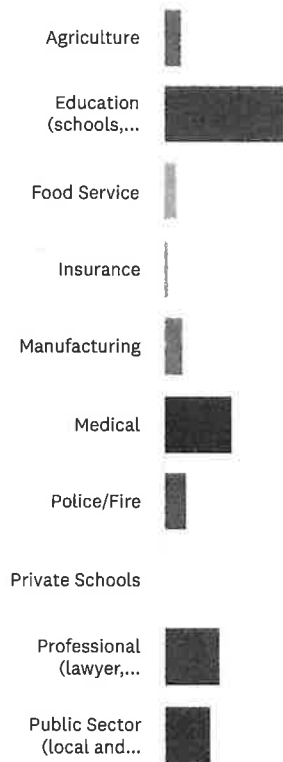
Own Primary Residence	86.49%	1,658
Rent Primary Residence	6.36%	122
Live with Family/Friends	5.16%	99
Other (please specify)	1.98%	38
TOTAL		1,917

Q7



What is your profession?

Answered: 1,910 Skipped: 8



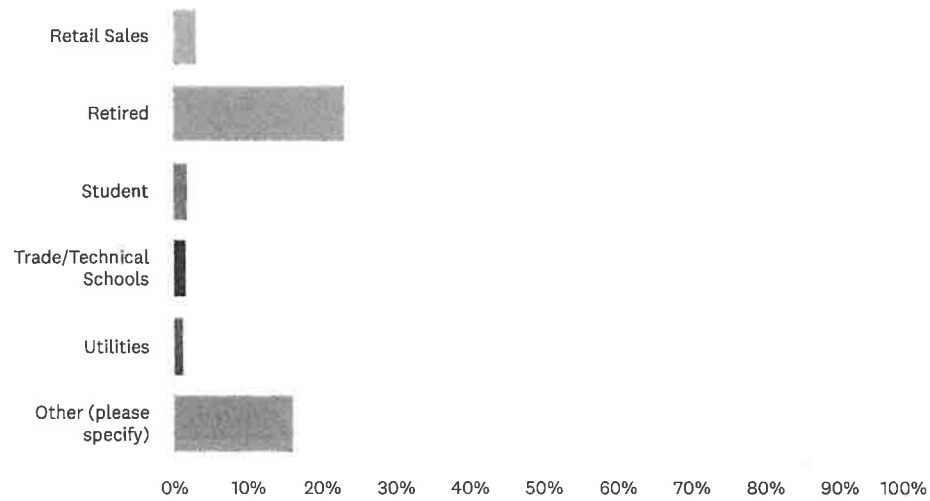
Share Link

COPY

1918 responses



SIGN UP FREE



ANSWER CHOICES

RESPONSES

Agriculture	2.41%	46
Education (schools, college/university)	16.70%	319
Food Service	1.73%	33
Insurance	0.58%	11
Manufacturing	2.51%	48
Medical	9.16%	175
Police/Fire	2.88%	55
Private Schools	0.21%	4
Professional (lawyer, engineers, surveyors, etc.)	7.54%	144
Public Sector (local and state government employees, etc.)	6.13%	117
Real Estate	1.99%	38
Recreational	0.68%	13
Retail Sales	3.14%	60
Retired	23.30%	445
Student	1.83%	35

Share Link

COPY

1918 responses



SIGN UP FREE

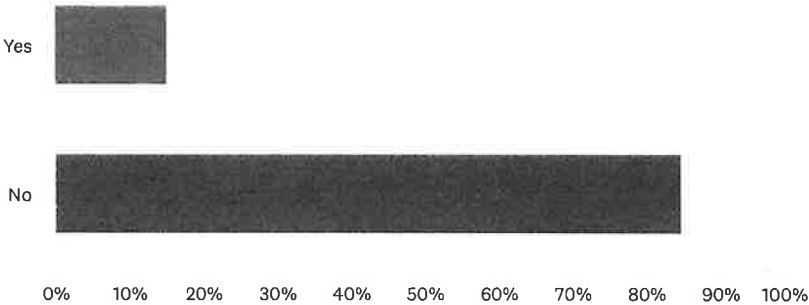


Q8



Do you farm and/or own an agriculture-based business?

Answered: 1,913 Skipped: 5



ANSWER CHOICES

Yes

No

TOTAL

RESPONSES

15.21%

84.79%

291

1,622

1,913

Q9



Do you work in Jefferson County?

Answered: 1,912 Skipped: 6




Share Link

COPY

1918 responses



SIGN UP FREE



ANSWER CHOICES

Yes

No

TOTAL

RESPONSES

48.69%

51.31%

931

981

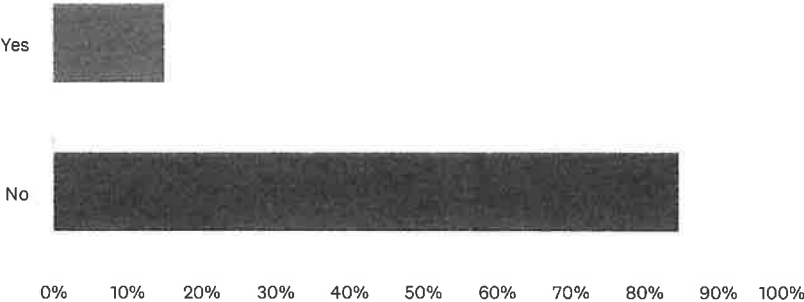
1,912

Q10



Are you a business owner based in Jefferson County?

Answered: 1,909 Skipped: 9



ANSWER CHOICES

Yes

No

TOTAL

RESPONSES

15.19%

84.81%

290

1,619

1,909

Share Link

COPY

1918 responses




SIGN UP FREE



What type of development do you hope to see as Jefferson County grows? Please rank 1 to 5, with 1 being the most important.

Answered: 1,918 Skipped: 0



	1	2	3	4	5	TOTAL	SCORE
Residential Housing (Homes, Apartments, Townhomes, etc)	20.07% 385	20.86% 400	15.75% 302	19.71% 378	23.62% 453	1,918	2.94
Mixed Use (Commercial Development with Housing Above)	14.34% 275	23.62% 453	27.89% 535	23.62% 453	10.53% 202	1,918	3.08
Commercial	15.28% 293	24.92% 478	24.19% 464	28.21% 541	7.40% 142	1,918	3.12
Industrial	9.28% 178	11.52% 221	17.52% 336	19.13% 367	42.54% 816	1,918	2.26
Recreational	41.03% 787	19.08% 366	14.65% 281	9.33% 179	15.90% 305	1,918	3.60

Q12

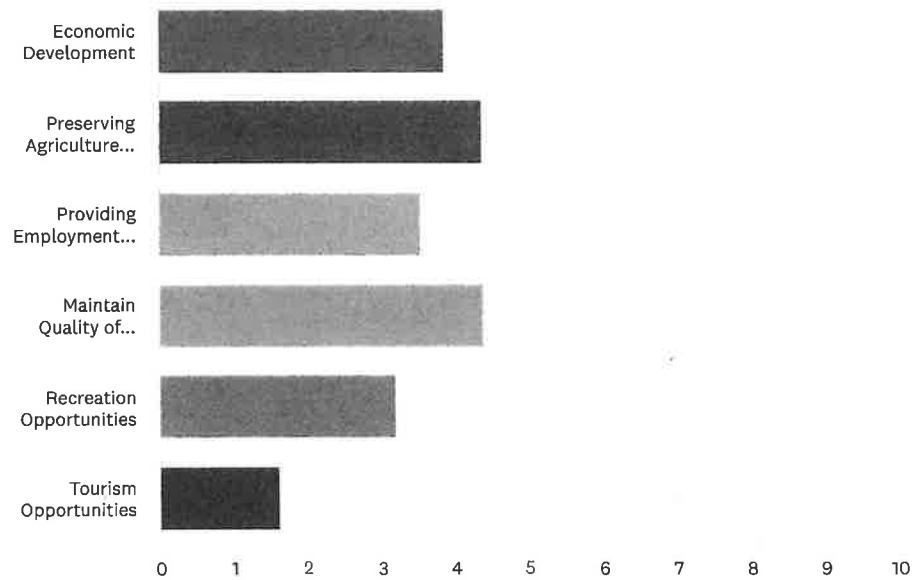
Share Link

COPY

1918 responses

[SIGN UP FREE](#)

Answered: 1,898 Skipped: 20



	1	2	3	4	5	6	TOTAL	SCORE
Economic Development	19.28% 366	17.76% 337	19.13% 363	21.81% 414	16.49% 313	5.53% 105	1,898	3.85
Preserving Agriculture Land	37.83% 718	17.49% 332	13.59% 258	14.12% 268	10.22% 194	6.74% 128	1,898	4.38
Providing Employment Opportunities	8.90% 169	18.49% 351	23.76% 451	23.76% 451	18.18% 345	6.90% 131	1,898	3.55
Maintain Quality of School System	26.24% 498	29.56% 561	18.44% 350	14.23% 270	6.22% 118	5.32% 101	1,898	4.39
Recreation Opportunities	6.59% 125	14.44% 274	19.76% 375	16.54% 314	35.51% 674	7.17% 136	1,898	3.19
Tourism Opportunities	1.16% 22	2.27% 43	5.32% 101	9.54% 181	13.38% 254	68.34% 1,297	1,898	1.63

[Share Link](#)[COPY](#)

1918 responses



SIGN UP FREE



Yes - Maintain
its Rural Feel



No - Do Not
Maintain its...



0% 10% 20% 30% 40% 50% 60% 70% 80% 90% 100%

ANSWER CHOICES

Yes - Maintain its Rural Feel

No - Do Not Maintain its Rural Feel

Total Respondents: 1,918

RESPONSES

91.40%

1,753

9.07%

174

Q14



How should infrastructure in Jefferson County be improved? Please rank your priorities from 1 to 7, with 1 being the most important.

Answered: 1,902 Skipped: 16

Extend/enhance
Broadband...



Improve Road
Connections...



Improve
Infrastructu...



Extend Water
and Sewer...



Share Link

COPY

1918 responses

[SIGN UP FREE](#)Improve/expand
Medical...

0 1 2 3 4 5 6 7 8 9 10

	1	2	3	4	5	6	7	TOTAL	SCORE
Extend/enhance Broadband Internet Service	24.92% 474	15.62% 297	17.03% 324	14.14% 269	12.20% 232	9.04% 172	7.05% 134	1,902	4.72
Improve Road Connections (Car, Bike, Pedestrian Connections)	24.50% 466	24.34% 463	18.61% 354	15.88% 302	9.15% 174	6.83% 130	0.68% 13	1,902	5.16
Improve Infrastructure at Interstate Interchanges	3.84% 73	8.83% 168	16.98% 323	17.51% 333	20.19% 384	19.66% 374	12.99% 247	1,902	3.48
Extend Water and Sewer service to areas identified for Industrial and Commercial Development	6.89% 131	7.73% 147	10.73% 204	18.56% 353	17.67% 336	20.50% 390	17.93% 341	1,902	3.34
Dedicated Bike and Walking Lanes	7.89% 150	8.41% 160	8.52% 162	7.41% 141	15.62% 297	16.56% 315	35.59% 677	1,902	2.93
Improve Fire and Police Protection	19.51% 371	17.35% 330	14.67% 279	12.99% 247	13.56% 258	15.04% 286	6.89% 131	1,902	4.44
Improve/expand Medical Facilities	12.46% 237	17.72% 337	13.46% 256	13.51% 257	11.62% 221	12.36% 235	18.87% 359	1,902	3.93

Q15



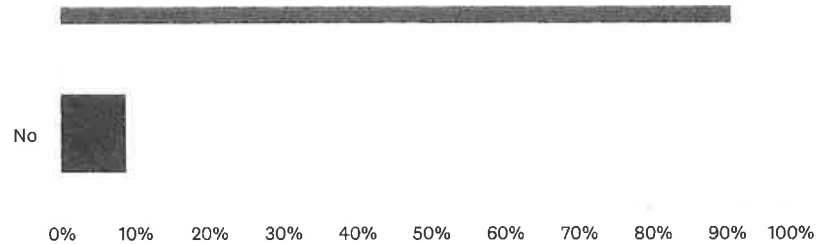
As Commercial and Industrial Development grows in Jefferson County, which of the options below would you like to see included in the standard development rules for Building Design, Signage, Standard Development Rules, Noise Levels, and Pedestrian Design? Select the image that you like better. Building Design - Exterior Materials, Windows, Doors, and Look + Fit on a building into the surrounding environment.

[Share Link](#)[COPY](#)

1918 responses



SIGN UP FREE



ANSWER CHOICES

Yes

No

TOTAL

RESPONSES

91.03% 1,746

8.97% 172

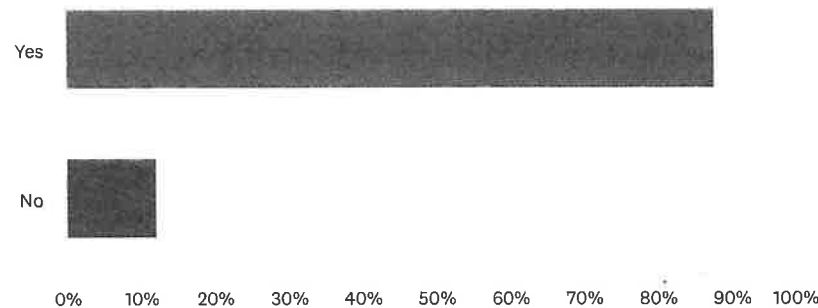
1,918

Q16



Sign Guidance.Sign Guidance - height and materials.

Answered: 1,918 Skipped: 0



ANSWER CHOICES

RESPONSES

Share Link

COPY

1918 responses



SIGN UP FREE

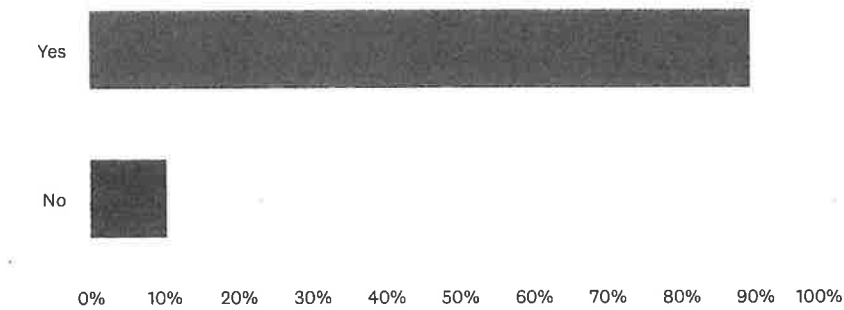


Q17



Standard Development RulesLandscaping Development Rules - Street Trees, Medians, sidewalks.

Answered: 1,918 Skipped: 0



ANSWER CHOICES

Yes

No

TOTAL

RESPONSES

89.62%

10.38%

1,719

199

1,918

Q18



Standard Development RulesSidewalk Guidelines - Traffic Buffer, Trees, Connections

Answered: 1,918 Skipped: 0

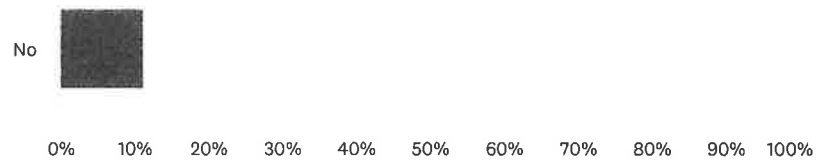
Share Link

COPY

1918 responses



SIGN UP FREE



ANSWER CHOICES

Yes

No

TOTAL

RESPONSES

88.69%

11.31%

1,701

217

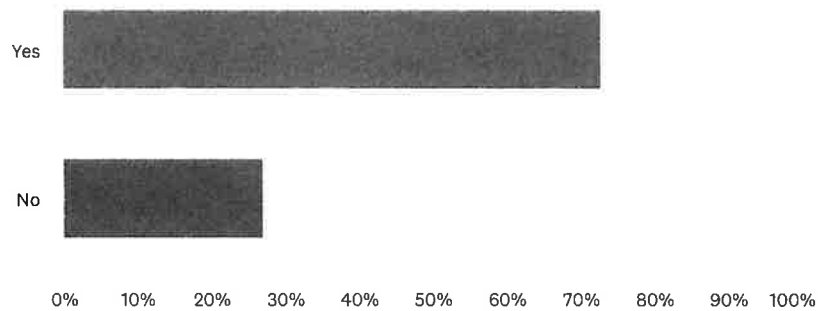
1,918

Q19



Standard Development RulesNoise Levels - Establish maximum noise levels to minimize nuisances to other surrounding businesses or residents.

Answered: 1,918 Skipped: 0



ANSWER CHOICES

RESPONSES

Share Link

COPY

1918 responses



SIGN UP FREE




Q20



Are you familiar with the Jefferson County Zoning Regulations? You can find the zoning resolution here: [Jefferson County Zoning Resolution](#)

Answered: 1,902 Skipped: 16



ANSWER CHOICES

RESPONSES

Yes	49.16%	935
No	50.84%	967
TOTAL		1,902

Q21



As Jefferson County grows, please rank the district zones that need the most revision efforts. Please rank your priorities from 1 to 8, with one being the most important.

Answered: 1,918 Skipped: 0

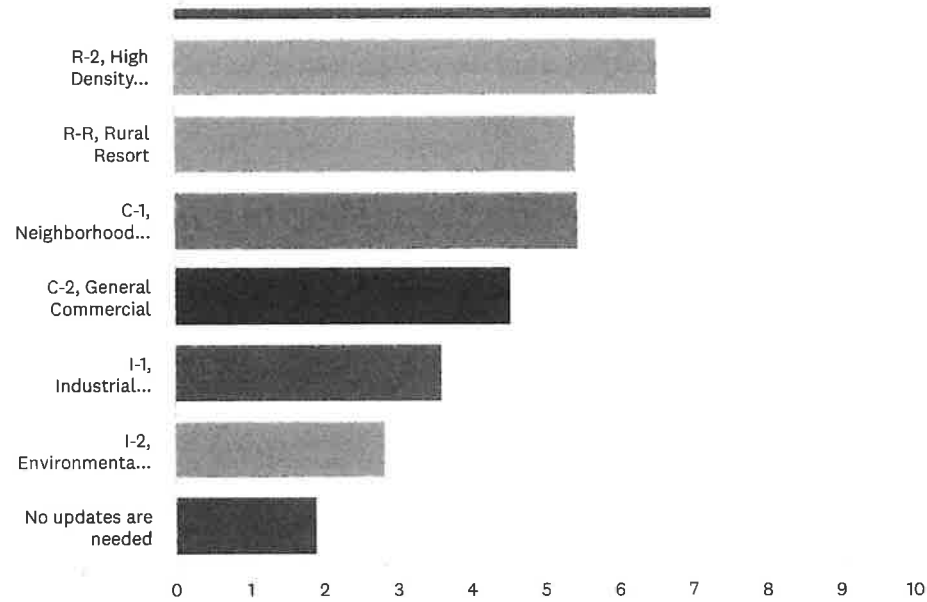
Share Link

COPY

1918 responses



SIGN UP FREE



	1	2	3	4	5	6	7	8	9	TOTAL	SC
A-1, Agricultural-Forestry	44.53% 854	19.76% 379	10.53% 202	7.92% 152	4.85% 93	4.07% 78	2.82% 54	4.90% 94	0.63% 12	1,918	
R-1, Rural Residential	17.00% 326	45.31% 869	17.83% 342	6.73% 129	3.91% 75	3.86% 74	3.02% 58	1.93% 37	0.42% 8	1,918	
R-2, High Density Residential	13.71% 263	11.26% 216	35.71% 685	19.24% 369	7.72% 148	4.90% 94	2.97% 57	3.23% 62	1.25% 24	1,918	
R-R, Rural Resort	1.82% 35	5.79% 111	13.76% 264	37.80% 725	17.94% 344	8.86% 170	6.20% 119	6.67% 128	1.15% 22	1,918	
C-1, Neighborhood Commercial	4.74% 91	7.82% 150	9.80% 188	13.66% 262	42.65% 818	15.33% 294	3.91% 75	1.77% 34	0.31% 6	1,918	
C-2, General Commercial	3.91% 75	3.96% 76	5.06% 97	7.35% 141	11.94% 229	48.91% 938	14.96% 287	3.55% 68	0.36% 7	1,918	
I-1, Industrial District	4.07% 78	3.08% 59	3.08% 59	3.34% 64	5.01% 96	7.92% 152	55.01% 1,055	17.10% 328	1.41% 27	1,918	
	44.53%	19.76%	10.53%	7.92%	4.85%	4.07%	2.82%	4.90%	0.63%		

Share Link

COPY

1918 responses



SIGN UP FREE

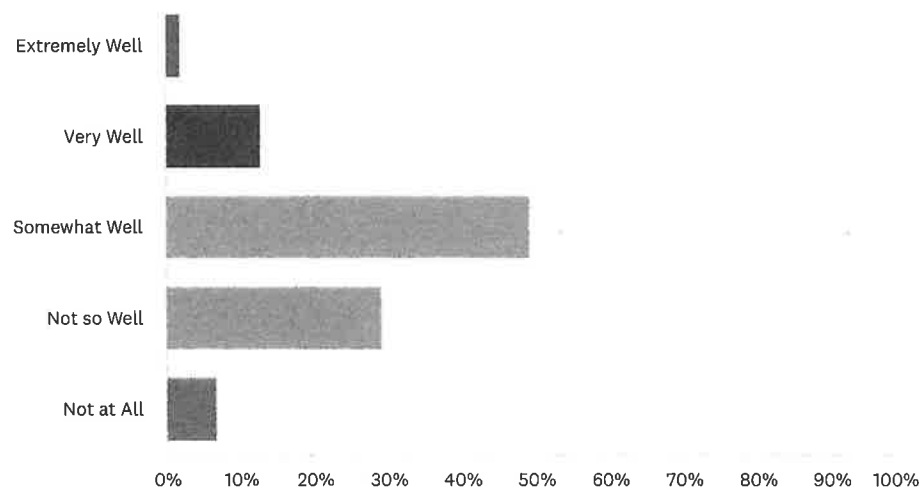


Q22



How well are the roads in Jefferson County maintained?

Answered: 1,911 Skipped: 7



ANSWER CHOICES

RESPONSES

Extremely Well	1.83%	35
Very Well	12.87%	246
Somewhat Well	49.29%	942
Not so Well	29.15%	557
Not at All	6.86%	131
TOTAL		1,911

Share Link

COPY

1918 responses